




Core Strategies

Leaner, Faster, and Smarter Organization

Current Square Footage

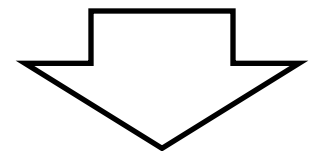
Berkeley Main Post Office	57,200 sf
Berkeley NPU	3,644 sf
Berkeley DDU	23,040 sf
Total	83,884 sf

- Optimize Network
- Realign Workforce
 - Reduce Energy
- Reduce Physical Footprint



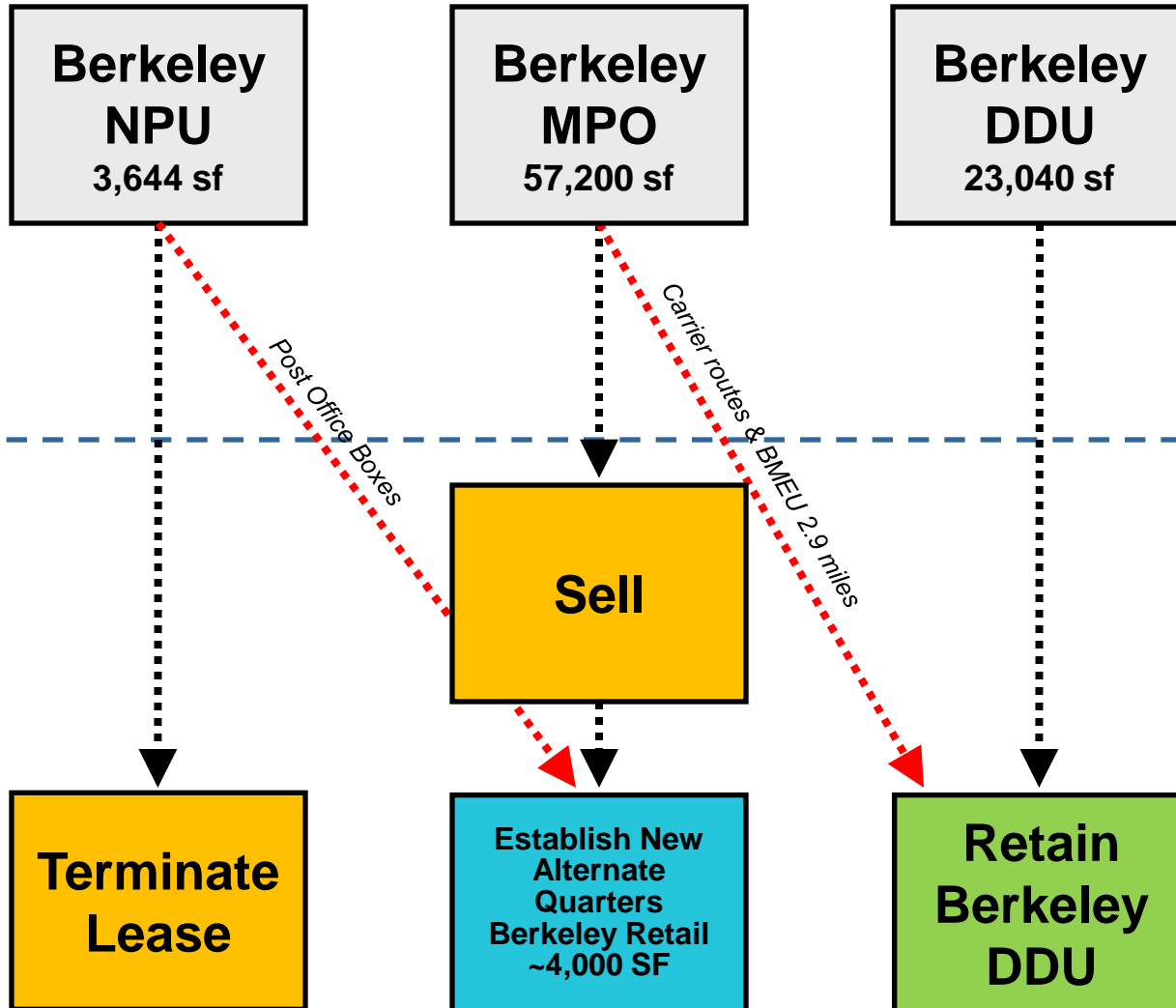
Required Square Footage

Berkeley Delivery Ops	16,830 sf
Berkeley Retail Only	4,110 sf





Relocate Delivery Operations to Carrier Annex & Relocate Retail to Smaller Post Office Space





Relocate Delivery Operations to Carrier Annex & Relocate Retail to Smaller Post Office Space

	ONE-TIME COST	ANNUAL SAVINGS
Utilities		\$166,871
EAS/Craft Labor		\$178,135
Building Maintenance/Labor		\$273,427
Carrier Route Transportation		(\$35,981)
Carrier Labor		(\$106,045)
Lease Costs/Savings (L 41)		\$8,692
Inter-Station Transportation		\$20,347
Capital Improvement	(\$978,000)	
Total	(\$978,000)	\$505,446

10-Year Savings: \$5,054,460